



HOLIDAY HOMEWORK 2024

Class - II

Dear Students,

Amidst all the fun and frolic during holidays, let's twirl our fingers and mind for a bit of homework.

GUIDELINES FOR HOLIDAY HOMEWORK

- Do the holiday homework on A4 sized bright coloured sheets and get them spiral bound like a folder.
- Decorate the cover page with the pictures.
- Label your Holiday Homework
- Use dark lead pencils or coloured glitter pens to complete the worksheets

The worksheet given in the homework has to be done in child's own handwriting only.

Revise the syllabus for all the subjects done till the month of May.

Here are few tips for you to follow –

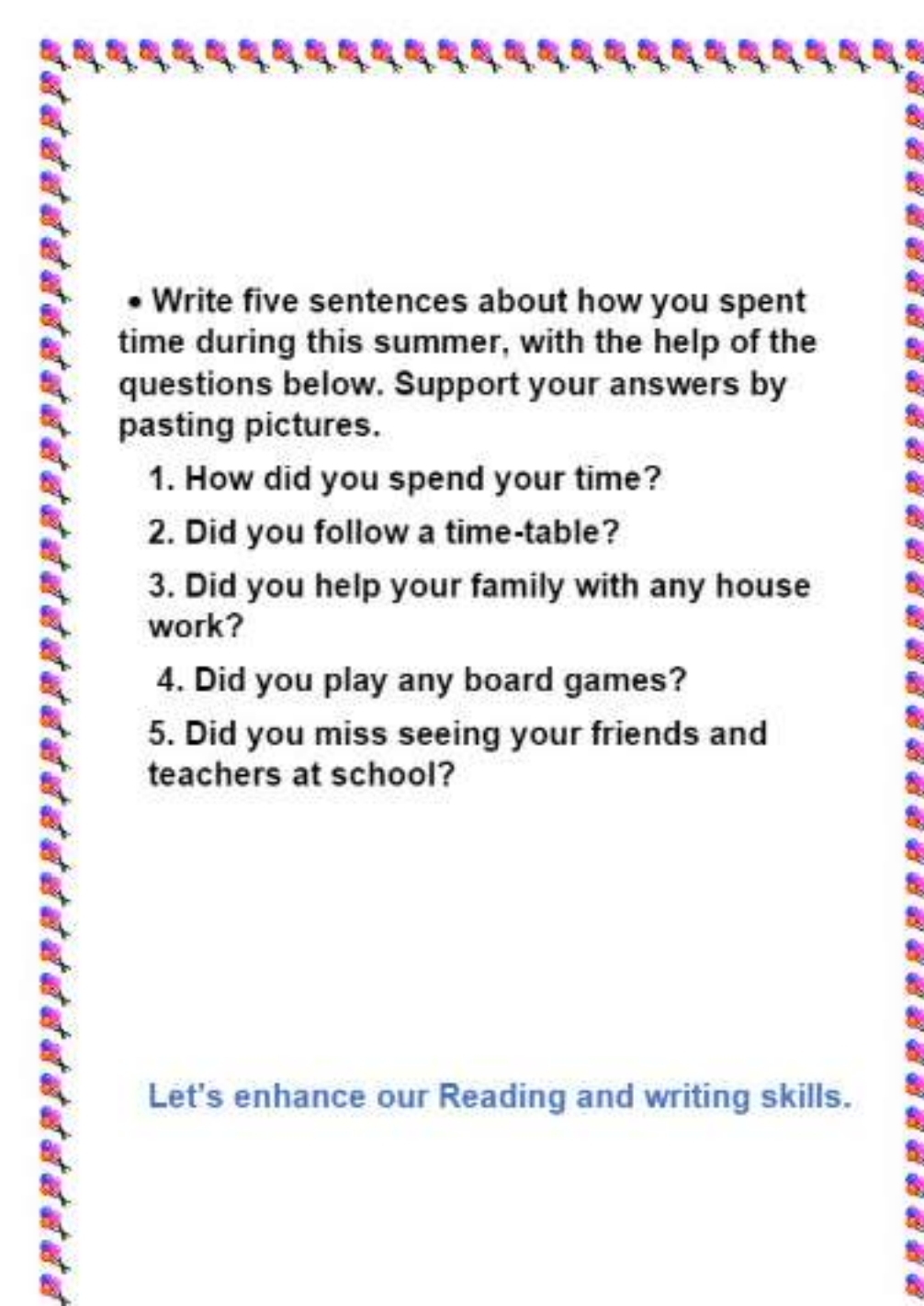
- Play simple games like scrabble, Chess, Atlas, Word building.
- Assign a permanent workplace and a work-time. This brings in discipline in your life.
 - Inculcate good manners – 4 magic words 'Please, Thank you, Excuse me, Sorry' – Use them and see the difference.
 - Help your mother to keep the house clean. Do small household jobs like dusting, watering the plants, laying dinner table and so on.
 - Go out for morning walk, talk about things you see around.
 - Practice tying your skate laces.
 - Keep your room clean and well organized.
 - Encourage your child to take up yoga or any other form of healthy activity during the vacation.
 - Last but not the least – 'Always speak in English with your family members and friends.

English **READING IS FUN!!**



Below are a few suggested stories which you could read.

- **Snow White and the Seven Dwarfs**
 - **Puss in Boots**
 - **The Tin Soldier**
 - **Sleeping Beauty**
 - **Noddy**
- **Choose any two stories. From each story, choose one character, draw and colour it. Then, write three describing words about it.**



• Write five sentences about how you spent time during this summer, with the help of the questions below. Support your answers by pasting pictures.

1. How did you spend your time?
2. Did you follow a time-table?
3. Did you help your family with any house work?
4. Did you play any board games?
5. Did you miss seeing your friends and teachers at school?

Let's enhance our Reading and writing skills.

Drago is a blue dragonfly. He has big transparent wings and loves to fly. He lives near a pond. His wings are strong, so Drago can fly very fast and far from his home. Drago has mosquitoes for dinner.

1. Where is Drago? Circle the picture of Drago.



2. True or false?

- There is a lot of water where Drago lives. _____
- Drago never flies far from home. _____
- Drago eats insects. _____
- Drago's wings are big and transparent. _____
- Drago flies not too fast. _____
- Drago makes dinner for mosquitoes. _____

3. What color is Drago? Circle the right color.



4. Who lives near Drago? Circle the right picture or pictures.



5. What does Drago like to eat? Circle the right picture.



Describing Word Flower



Cut a big flower as shown in picture above, pick any naming word of your choice (like dog, house, friend, table etc) and write the describing word in the petals to describe it.

WORKSHEET to practice

◆ Fill in the blanks with " am , is , are " .

- 1)  I _____ a girl.
- 2) That _____ an igloo. 
- 3)  We _____ friends. 
- 4) Mr. Rohit _____ my uncle. 
- 5)  She _____ a good dancer.
- 6)  I _____ going to school.
- 7) They _____ playing. 
- 8)  It _____ a cow. 
- 9) The eggs _____ in the nest.
- 10)  You _____ so smart.

Learn the given STORY

The two FROGS.



Once two frogs played near a pot of cream. They decided to look into the pot and fell into it. They couldn't get out of the pot. So they and round in the cream.

swam round

One of them is afraid and said:

- Oh, this is the end of my life!"
- It stopped swimming and sank.

But the second frog is brave and clever. He swam and swam and beat the cream with its little feet. The cream became a ball of butter. The frog jumped on the ball of butter and got out of the pot!!!



Maths



- 1) Practice 5 addition sums (3 digit) daily (carry over)
- 2) Write expanded form of any 5 numbers of your choice thrice a week.
- 3) Write number names of any 5 numbers of your choice thrice a week.
- 4) Complete the given worksheets.
- 5) Create a beautiful scene using different shapes.











WORKSHEET 1

Expanded Form

Directions: Fill in the chart below to show how many hundreds, tens and ones. The first one has been done for you.



Hundreds
Tens
Ones

 234	200	+	30	+	4
 513					
 673					
 947					
 682					
 870					
 701					
 457					

309	176	485	140
824	217	569	629
300	388	912	703

The number just before 310.	
A number which lies between 216 and 218.	
3 hundred	
A number which has 5 ones.	
A number which has 2 digits the same.	
9 hundred + 1 ten + 2 ones.	
A number which is smaller than 150.	
4 ones + 2 tens + 8 hundreds.	
The number that comes after 175.	
Five hundred sixty-nine.	
7 hundreds + 3 ones.	
$600 + 20 + 9$	

PROJECT

(Ascending and Descending order)



Give your creativity a BOOST in order to make model on given concept. Kindly, refer the given image for help.

हिन्दी

1) घर में रखी पुरानी मैगज़ीन में से चित्र (जैसे -सूरज, पशु, झूलें, तितली, फूल) काट कर और चिपका कर बगीचे का चित्र तैयार करिये और बगीचे पर 10 पंक्तियाँ लिखिये ।

2) कोई एक कहानी याद करो ।

3) क्रियाकलाप -

अखबार या मैगज़ीन से संज्ञा शब्द (नाम ,स्थान , वस्तु) के मोटे अक्षरों वाली कटिंग लेकर एक संज्ञा वृक्ष A-3 शीट पर बनाइए ।





TASK-1

Your body is a brilliant machine with many important parts. It is more than what you see when you look in the mirror- there are different parts that have different jobs, but each part works together so that you can sleep, eat, sit in class and play with your friends.

- Make a poster on A-4 size sheet showing the parts of the body. You can draw or paste pictures. Write the functions and importance of each body part.
- Find out 5 amazing facts of the human body and write them on the backside of the poster.

Activity 2 FRUIT PLATTER

Choose seasonal fruits for the freshest flavour. Wash all fruits and then slice or dice them so it's ready to eat. Arrange them on a plate nicely.

On a fruit tray, create an image like that of an owl/butterfly or any other thing as shown in sample picture using the fruit slices.

You can use cookie cutters to cut fruit into fun shapes to turn your fruit plate into a work of art.

Fan out slices to showcase it. This works well for citrus and melons.

Create a pattern.

Click a picture of the platter along with yourself



BEST OUT OF WASTE

Lots of waste is generated at home daily such as old newspaper, glass jars, coconut shells, cardboard boxes and plastic bottles. Use these materials to make any decorative item. Click your picture with it and paste it and write a slogan on Save Environment in scrap book.



SHOW AND TELL

Good personal hygiene is one of the most effective ways to protect ourselves from many illnesses. Prepare lines on any one thing that help us to maintain personal cleanliness like toothbrush, nailcutter, oil, comb etc for 'Show and Tell' activity in class after summer break. Make a beautiful prop to make your presentation more effective.



The year 2024 has been declared as International year of Camelids. With the aim to initiate the awareness about Camelids.

In this connection the following activities has been planned

A) **Research WORK** (Note: - To be done on A-3 sized sheets)

Give your **PROJECT** a name

Search and collect information and paste relevant colourful pictures: -

- 1) Different types of camelids
- 2) Where are they found

- 3) Cultural benefit
- 4) Interesting facts about Camel

PROJECT WORK-

1. Make a desert in a box (Biome Diorama)



2. Beautiful paper plate craft.



Refer to the link attached

<https://www.crayola.com/crafts/paper-plate-llama-craft/>

The above pictures are only for reference. Use your own creativity and make a beautiful diorama in an old shoe box or any other waste box at home.

NOTE:

Kindly, encourage handwriting practice on a DAILY basis (not more than half an hour) with stress on neatness and proper formation of letters.

Have a great

VaCation!

+

